



FCC Group



1. FCC Group
2. Key figures
3. Diversified business model
4. Leadership position in all areas
5. International presence
6. Integrated Offer
7. Value Creation
8. Corporate Governance Structure
9. Management Team





More than
120 years
of experience



Over
65,000
employees



Working in
Over **30 countries**,
47% of revenue comes
from international markets



High degree of
**revenue
stability**



Leader
in Environment, Water
and Infrastructure



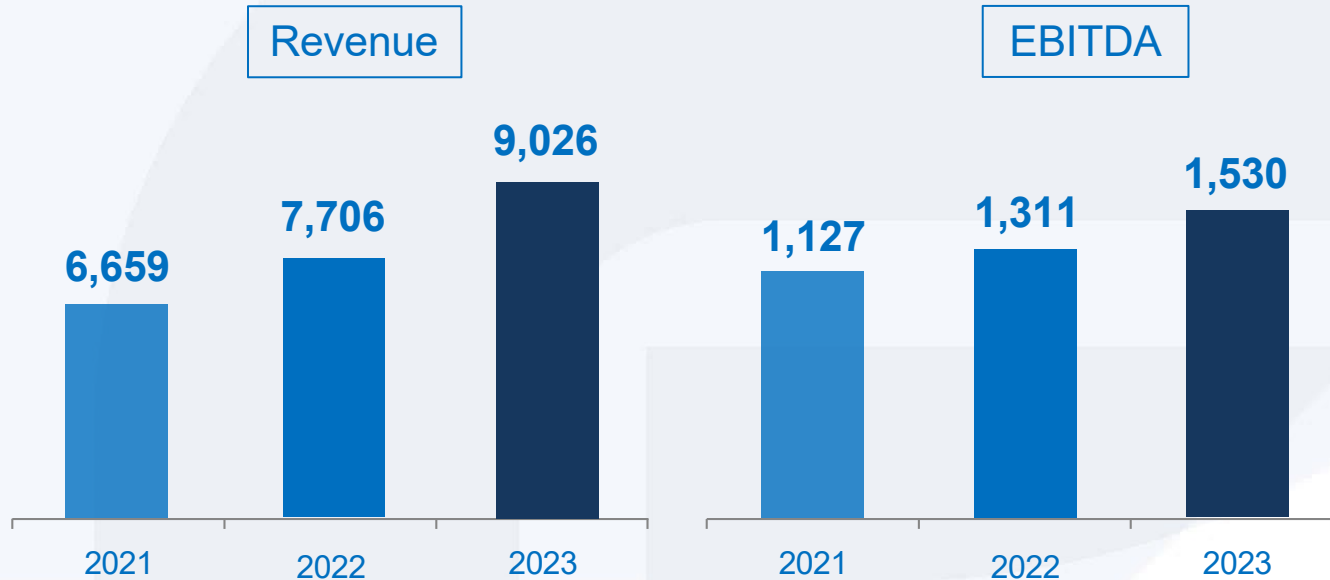
€ 9,026 M revenue
€ 1,530 M EBITDA in 2023



Comprehensive range
of services

FCC Group

1.2. Key Figures 2023



+ 65,000
employees



Backlog* (Dec. 31, 2023)

€ 41,485 M

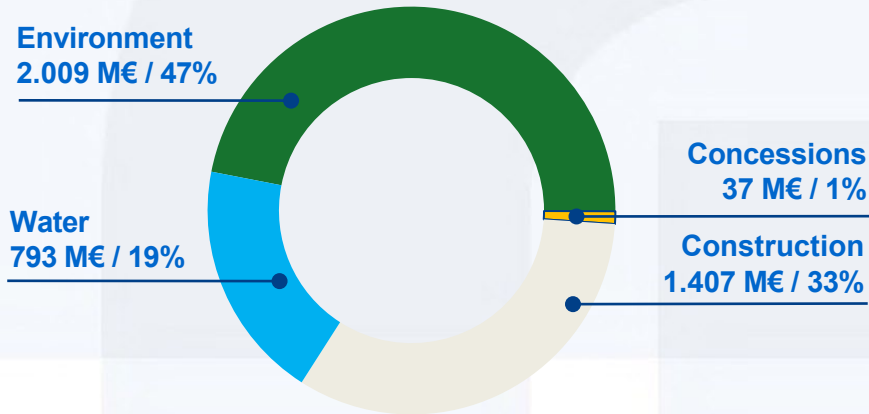
* Environment, Water, Construction

Figures in million euros

1.3. Diversified business model

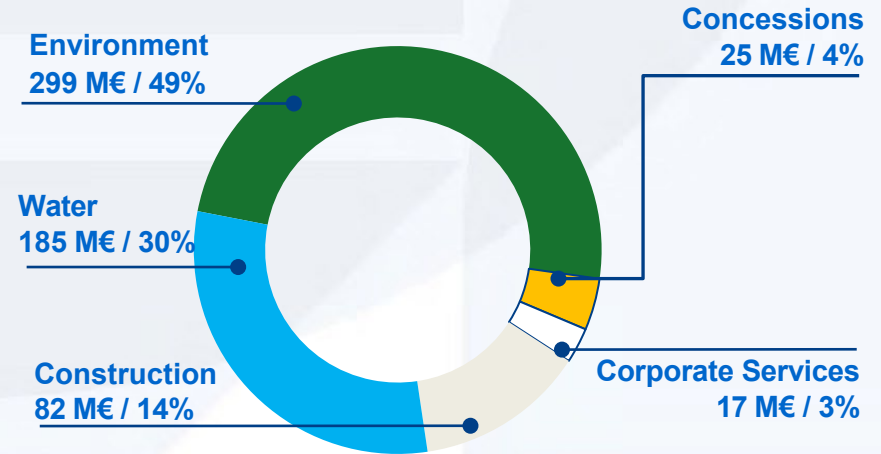
Revenues per business area
1S2024

Total: 4,237 M€



EBITDA per business area
1S2024

Total: 608 M€





Environment

- Refuse collection
- Street cleansing
- Solid waste treatment and recycling
- Ground maintenance
- Sewer networks maintenance
- Building cleaning and maintenance
- Industrial waste treatment and recycling
- Remediation of polluted soils



Water

- Municipal concessions for the management of the end-to-end water cycle
- Infrastructure concessions in BOT model contracts
- O&M Services
- EPC Models



Construction

- Civil Works
- Railway Works
- Building
- Concessions
- Infrastructure maintenance
- Construction precast
- Corporate image



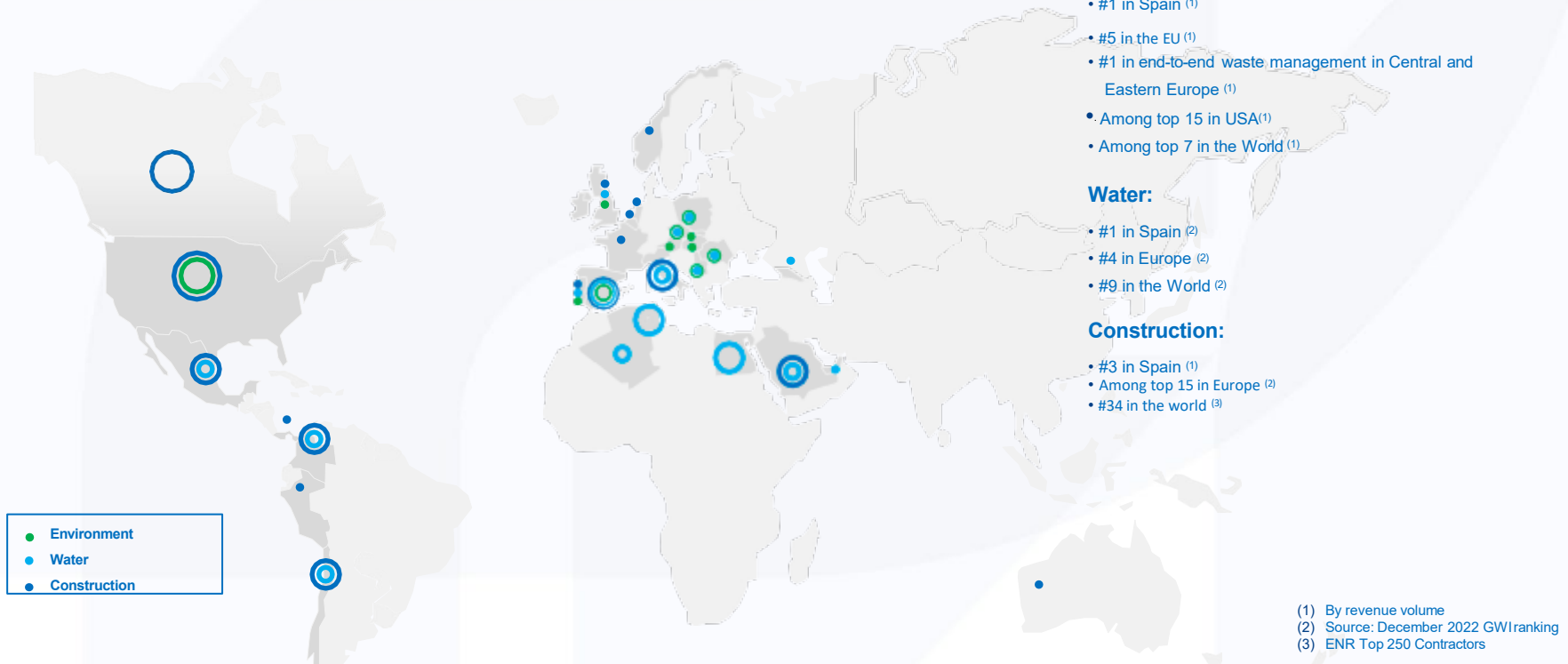
Concessions

- Road infrastructure
- Urban transport
- Social infrastructures
- Other infrastructures

FCC Group



1.4. Leadership position in all areas



Environment:

- #1 in Spain ⁽¹⁾
- #5 in the EU ⁽¹⁾
- #1 in end-to-end waste management in Central and Eastern Europe ⁽¹⁾
- Among top 15 in USA ⁽¹⁾
- Among top 7 in the World ⁽¹⁾

Water:

- #1 in Spain ⁽²⁾
- #4 in Europe ⁽²⁾
- #9 in the World ⁽²⁾

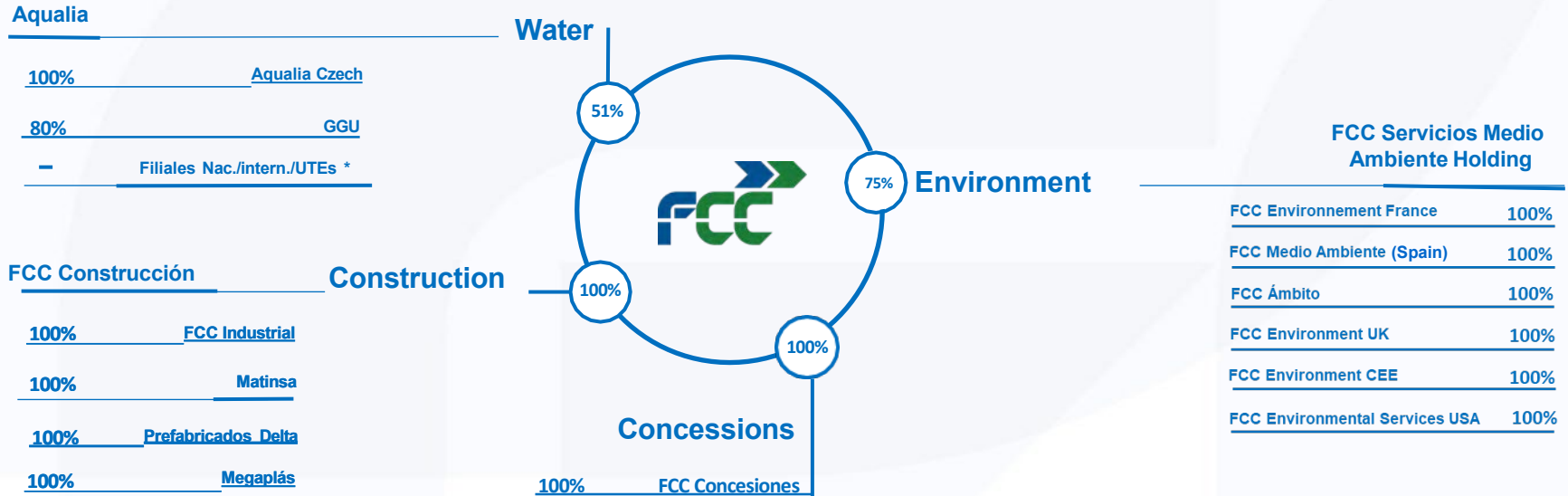
Construction:

- #3 in Spain ⁽¹⁾
- Among top 15 in Europe ⁽²⁾
- #34 in the world ⁽³⁾

(1) By revenue volume
(2) Source: December 2022 GWI ranking
(3) ENR Top 250 Contractors

FCC Group


1.3. Diversified business model



* Different percentage of shares

International Revenue 2023

Total : € 4,289 M



International Backlog*

(Dec. 31, 2023) **€ 23,848 M**

*57,3% of Total

Advanced technology

- Own technology for waste collection and street cleansing
- Leaders in waste recycling and energy recovery systems
- Experts in providing solutions at all stages of the water management cycle for all uses: residential, agricultural and industry, meeting the needs of institutions and public and private organizations
- Specialists in bridges and ports with a high technical complexity
- Innovative processes for high speed lines, metro and tunnels
- Specialists in turnkey projects in the industrial sector

Comprehensive range of services throughout the whole value chain



Advanced technology and integrated range of products and services with high added value in all of its business areas

FCC Group

1.7. Value creation



Our incumbent position enhances our ability to benefit from the strong fundamentals of our core business areas



Environment

- Positive long-term outlook due to regulatory developments and environmental considerations.
 - EU Waste Framework Directive requires member states to recycle at least 55% of their municipal solid waste by 2025 and 65% by 2035 plus landfilling down 10% also in 2035.
- New opportunities offered by expected reforms in Spain on recycling and composting (2023).
- Potential expansion in existing platforms: USA, UK and some Central European countries.



Water

- Positive long-term outlook due to regulatory developments and environmental considerations and water infrastructure gap.
- Take advantage of the extensive experience in the end-to-end water cycle management, to apply in business opportunities in countries with low PPP activity.
- Growth potential in Europe and selectively in America and MENA.



Construction

- Continued infrastructure gap in selected jurisdictions. Stringent management of cash flow generation and third-party risk.
- Potential growth in Spain linked to clean energy, efficiency and related facilities.



Concessions

- Selective expansion supported by the demand for public-private partnerships in new transport infrastructure and public facilities projects.
- Predominant geographic positioning in the consolidated jurisdictions in which the Group operates.

FCC Group

1.7. Value creation



Experience
More than **120 years**
creating value for citizens



Internationalization
Operating in over **30 countries**



Innovation and technological capacity
More than **13.5 million euros** in R&D and innovation and in advances to optimize efficiency, address digital challenges and promote practical sustainable solutions



Professionalism
Over **65,000 professionals**
specialising in different areas



Protecting the Environment
More than **100,5 M euros** for the prevention of environmental risks
Environmental management systems certified according to **UNE-EN ISO 14001** in all business areas



Quality
Quality management systems certified according to **UNE-EN ISO 9001** in all business areas



Local development commitment
Over **5,5 million euros** allocated to Projects for local development in 2021



Health and Safety
Occupational health and safety management systems certified according to **ISO 45001** in all business areas



FCC Group

1.8. Corporate Governance Structure



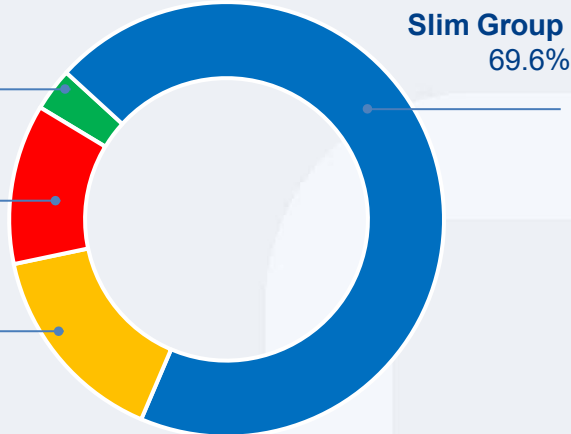
Shareholding Structure*

E.Koplowitz
3.2%

**Finver
Inversiones**
11.9%

Free Float
15.3%

Other relevant shareholders
• Melinda French Gates: 4.2%



Composition of the Board

11 members:

- 8 proprietary directors
- 2 independent members
- 1 executive director

Audit and Remuneration Board Commissions:

- Chaired by independent members
- Majority of independent members

FCC Group

1.9. Management Team



Chairwoman FCC Esther A. Koplowitz

CEO Pablo Colio Abril

Business Areas

Environment
Íñigo Sanz Pérez

Water
Santiago Lafuente Pérez-Lucas

Construction
Pablo Colio Abril

Concessions
Ramón Gómez Andrío

Business Areas



- 1. Environment**
- 2. Water**
- 3. Construction**
- 4. Concessions**

2

2.1.Environment



Activities



2.1. Environment



Providing services to cities since 1911



Top 7 in the world



Serves over **67 million citizens**



Most technologically advanced vehicle fleet in the world with over 18,984 units



More than 800 waste treatment, recycling and disposal centres



ISO 50001 certificate Comprehensive Energy Management



Management of **24,7 million tons waste** per year



Operating in over **5,400 municipalities**



3,645 sustainable vehicles (CNG, electric, hybrid and bi-power)




Over **48,000 employees**



Inclusion of underprivileged groups in the workplace

2.1. Environment

Key Figures 2023



Backlog (Dec 31, 2023)
13,328 M€

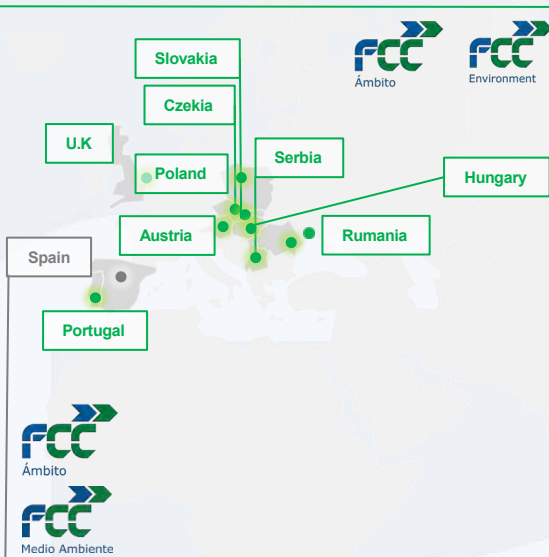
Figures in million euros

2.1. Environment

International Presence

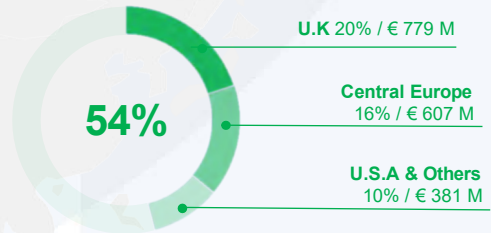


U.S.A



International Revenue 2023

Total : 1,767 M€



International Backlog*

(Dec. 31, 2023) €4,938 M

*38 % of Total

2.1. Environment

Main references



Waste collection and street cleansing in Valencia / Spain

Renewal contract for lot 2. Since 1957 – 365,000 residents, 200 ECO and Zero Emission vehicles and machines, 550 people / 140,000 tonnes per year, 2.3 million m².

Backlog: €525.89 million. 15 years.

2.1. Environment

Main references



Waste collection lot 1 (West Area) Madrid / Spain

Renewal. Since 1940 - 1M residents, 209 ECO or Zero Emissions vehicles, 950 people / 390,000 tonnes per year. Backlog: €455 million. 6 years.

2.1. Environment

Main references



Waste collection and street cleansing in Zaragoza / Spain

Renewal. Since 1941 – 675,301 residents, 270 electric and CNG vehicles, 1,130 people / 252,000 tonnes per year. Backlog: €615 million. 10 years.

2.1. Environment

Main references



Waste collection, street and beach cleansing in Vigo / Spain

Renewal. Since 1989 - 300,000 residents, 167 vehicles, more than 50% electric or ECO, 547 people / 2,303 km street / 7,2 km coastline / 118,703 tonnes per year. Backlog: €366 million. 9 years, 6 months.

2.1. Environment

Main references



Las Calandrias Environmental Compound / Jerez de la Frontera (Spain)

Modernisation and operation. Refurbishment works 18 months – 450,000 residents / 260,000 tonnes per year.
Investment: €40.8 million. Backlog: €317 million. 20 years.

2.1. Environment

Main references



Resource Recovery Centre in Loeches, for the Eastern Municipalities Association of the Region of Madrid / Spain

Comprehensive Resource Recovery Centre. 730,000 residents, 31 municipalities, 5 recycling lines / 254,000 tonnes per year / -90,000 tonnes eq CO² per year. Investment: €130 million.

2.1. Environment

Main references



Transport and treatment of municipal waste in West Tyrol region / Austria

Rail transport and energy recovery of municipal waste at the Zistersdorf plant for the West Tyrol Waste Disposal Association. Backlog: €33 million. 5 years.

2.1. Environment

Main references



Comprehensive waste management and recycling for IVECO / Vysoké Mýto (Czech Republic)

Renewal. Collection, transport and processing of secondary raw materials from three Iveco sites. Since 1998. Backlog: €6 million. 3 years.

2.1. Environment

Main references



Braila integrated waste management system / Romania

Management of INSURATEI transfer station. 46,000 residents / 5,000 tonnes per year.
Management and operation of the IANCA integrated waste centre. 5,000 tonnes per year.
Backlog: €8.54 million. 7 years.

2.1. Environment

Main references



Zistersdorf energy recovery plant / Austria

150,000 tonnes per year with 14.5 MW net electrical power, with an annual export of energy to the grid of 106,000 MWh, enough to supply more than 30,000 households.

2.1. Environment

Main references



Cheshire West and Chester waste disposal / United Kingdom

Extension of the waste disposal contract. 357,699 residents.

Backlog: £34.49 million. 3 years.

2.1. Environment

Main references



Food waste collection and recycling collection contract in East Lothian / United Kingdom

Awarded. 106,000 residents, 40 people, 15 recycling vehicles. Backlog: £22.4 million. 8 years.

2.1. Environment

Main references



Lostock sustainable energy recovery plant / United Kingdom

Development of a 600,000 tonnes per year waste-to-energy plant in partnership with Copenhagen Infrastructure Partners (CIP). Investment of £480 million.

2.1. Environment

Main references



Edinburgh and Midlothian Zero Waste Plant / United Kingdom

Millerhill Recycling and Energy Recovery Centre (Midlothian). 25-year operating period. Management and treatment of 160,000 tonnes per year. Production capacity of 14.2 MW that will supply power to 32,000 households.

2.1. Environment

Main references



Waste collection for the Western area of Polk County / Florida (USA)

Renewal. 220,000 residents, 74,000 households. 38 CNG vehicles, CNG fueling station.

Investment: \$20 million. Backlog: \$155 million. 5 + 1 + 1 years.

2.1. Environment

Main references



Waste collection contract in Palm Coast / Florida (USA)

Awarded. 90,000 residents, 35 vehicles, 72 people. Investment of \$15 million. Backlog: \$175 million.
7 + 3 years.

2.1. Environment

Main references

Acquisition and integration of Premier Waste Services LLC / Dallas (USA)

Commercial solid waste collection services company in the Dallas-Fort Worth metropolitan area for more than 20 years. 4,000 contracts, 59 vehicles.



Acquisition and integration of Houston Waste Solutions / Houston (USA)

Commercial solid waste collection company in the greater Houston area. Owns and operates a transfer station for construction and demolition debris in the city. 3,000 clients, 40 vehicles.



2.1.Environment

Main references



Environmental Recycling Compound in Placer County / California (USA)

Construction and operation of a municipal solid waste environmental recycling compound of 130 hectares. 115 people / 650,000 tonnes per year. Investment of \$141 million. Backlog: \$1.5 billion. 10 + 5 + 5 years.

2.1. Environment

Main references



Recycling facility / Dallas (USA)

Design, financing, construction and operation. Term of operation: 25 years. Backlog: \$300 million. Service: 140,000 tonnes per year. **Best Recycling Facility of 2017 by the U.S. NWRA.** Management of recyclables in the cities of Dallas, University Park, Garland, Rowlett and Mesquite (Dallas Metroplex Area).



2.1. Environment

Main references



Recycling plant / Houston (Texas, USA)

Design, financing, construction and operation. Up to 145,000 tonnes per year. Houston recyclable management, 2.3 million residents. Operation period: 15 + 5 years. Backlog: \$250 million.

Best Recycling Facility of 2020 by the US NWRA.

2.2. Water Activities



End-to-end public water cycle management service

Management of proprietary and public services such as caption, treatment, potabilization, distribution, sewerage and wastewater treatment, as well as water quality analysis.



Infrastructure Concessions – BOT

Design, construction, financing and long-term operation of infrastructures, treatment plants (drinking water treatment, purification and desalination) or re-use facilities through BOT-type contracts and take or pay mechanisms.



Infrastructure operation, maintenance and operation services – O&M

O&M contracts ensure the continuous availability of quality water, which requires the dedication, technology, professionalism and experience necessary to achieve maximum excellence in the end-to-end water cycle processes.



EPC models (Engineering, Procurement and Construction)

Execution of design and construction projects, without the operation of the same once the construction phase has been completed.

2.2. Water

Figures 2023



45,205,937
Population served



18
Countries presence



13,764
Employees



865
WWTP's



96,469 km
of managed networks



288
DWTP's



1,283 hm³/year
Drinking water produced



33
SWRO's



3,142
Drinking water repositories



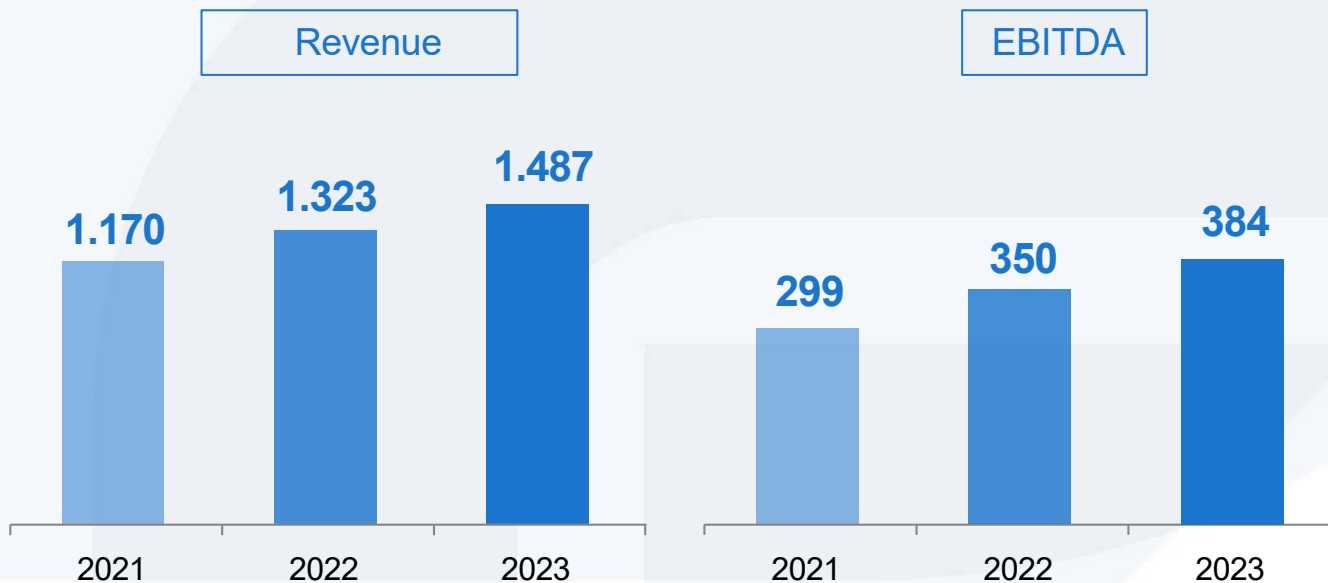
12 Laboratories
certified according to
ISO-17025



20
Sports centres

2.2. Water

Key Figures 2023



Backlog* (31dic.2023)
21,730 M€

Figures in million euros

2.2. Water

International Presence



Aqualia operates in 18 countries in Europe, Latin America, North Africa and West Asia.

2023 Turnover Breakdown:

Spain : 919 M€ / 61,8%

International : 568 M€ / 38,2%

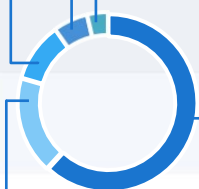
Norte de África 3.7% / 54 M€

Asia Occidental 10.7% / 159 M€

Latinoamérica 6.1% / 91 M€

España 61.8% / 919 M€

Resto de Europa 17.7% / 263 M€

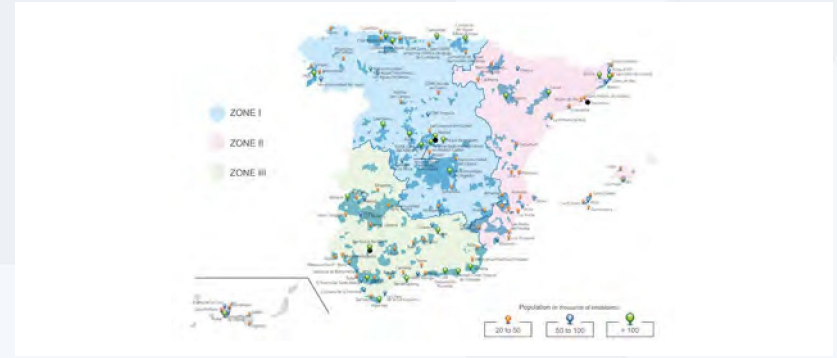


2.2. Water

Spain. Main references



WWTP Avila



CRM



Aqualia team, Santander

2.2. Water

Spain. Main references



Mar de Alborán desalination plant in Níjar, Almería


Recovery of the Rambla Morales desalination plant, abandoned in 2011.

The project involves a total investment of 99 million euros.

The desalination plant will become a technological benchmark and will include a photovoltaic power plant.

2.2. Water

Spain. Main references



Desalination plants in Ibiza, Balearic Islands

Client: Balearic Water Agency (ABAQUA).

Population: 150,000 inhabitants.

Management of the 3 desalination plants on the island of Ibiza (Ibiza, Santa Eulalia and San Antonio), with a production capacity of 45,000 m³/day, supplying 10 million m³ of water per year.

2.2. Water

Spain. Main references



End-to-end Water Management in Oviedo

Management since 1996.

Client: Oviedo City Council.

Population: 220,000 inhabitants.

Only municipality in Asturias with ozone drinking water treatment to generate 1,500 l/s.

2.2. Water

Spain. Main references



End-to-end Water Management in Salamanca

Management since 1997.

Client: Salamanca City Council.

Population: 144,000 inhabitants.

Pioneers in Spain in the application of R+D+i for the elimination of nutrients in wastewater treatment return water.

2.2. Water

Spain. Main references



End-to-end Water Management in Vigo, Pontevedra

Management since 1990.

Client: Vigo City Council.

Population: 294,000 inhabitants.

The largest hydraulic infrastructure in Galicia.

2.2. Water

Spain. Main references



End-to-end Water Management in Almería

Management since 1993.

Client: Almeria City Council.

Population: 201,775 inhabitants.

Leading water service in Spain, home to several of the company's R&D projects.

2.2. Water

Spain. Main references



Water Supply and Sewerage in Algeciras, Cádiz

Management since 1995.

Client: Algeciras City Council. Joint venture (Emalgesa), in which Aqualia holds 49% and the City Council 51%.

Population: 122,000 inhabitants.



2.2. Water

Spain. Main references



End-to-end Water Management in Alcalá de Henares, Madrid

Management since 2004.

Client: Alcalá de Henares City Council. Joint venture (Aguas de Alcalá) in which Aqualia collaborates with Canal de Isabel II.

Population: 194,000 inhabitants.



2.2. Water

Latin America. Main references



Queretaro Aqueduct, Mexico

Management since 2011.

Project type: BOT – Build, Operate and Transfer (20 years).

Client: State Water Commission of Queretaro (CEA).

Population: 900,000 inhabitants.

The service includes the supply, pumping, treatment, gravity conduction, distribution and storage of water. A total of 128 km of pipeline, reservoir, tunnel (4.8 km), water pumps, reservoirs and drinking water treatment plant to generate 130,000 m³/day.

2.2. Water

Latin America. Main references



El Realito Aqueduct, Mexico

Management since 2011.

Project type: BOT – Build, Operate and Transfer (25 years).

Client: San Luis de Potosi State Water Commission (CEA).

Population: 430,000 inhabitants.

Water supply and treatment from the El Realito dam to San Luis de Potosi. The project has a total of 132 km of pipelines, water pumps, reservoirs and a water treatment plant, generating 86,400 m³/d.

2.2. Water

Latin America. Main references



End-to-end Water Management in Colombia

Management of the end-to-end water cycle since 2019 in 25 municipalities in 7 departments.
 Population: more than 1,000,000 inhabitants.

2.2. Water

Latin America. Main references



El Salitre WWTP, Colombia

Population: more than 3,000,000 inhabitants.

Capacity: 600,000 m³/day.

Expansion and improvement of the El Salitre wastewater treatment plant in Bogotá.

2.2. Water

United States. Main references



End-to-end Water Management in Texas

Population: more than 364,000 inhabitants.

The project includes integrated water cycle management through 140 service contracts with municipal utility districts (MUDs) on the outskirts of Houston.

2.2. Water

MENA. Main references



Mostaganem Desalination Plant, Algeria


Client: SONATRACH/AEC.

Type of project: Design and Construction (completed in 2012), and Operation & Maintenance through a Public-Private Partnership.

Population: more than 1,200,000 inhabitants.

Capacity: 200,000 m³/d.

One of the largest desalination plants in Africa.



2.2. Water

MENA. Main references



El Alamein Desalination Plant, Egypt


Client: Ministry of Defence.

Project type: Design and Construction (completed in 2019), and Operation & Maintenance (until 2027).

Population: up to 1,000,000 inhabitants.

Capacity: 150,000 m³/d.

First and only desalination plant to be built by a single company in Egypt, and a Spanish company at that. One of the 3 best plants in the world 2020 by GWI and the best in Egypt.



2.2. Water

MENA. Main references



New Cairo WWTP, Egypt

Management since 2009.

Client: NUCA (Ministry of Housing).

Type of project: Financing, Design and Construction (completed in 2013), and Operation & Maintenance (18 years).

Population: 1,000,000 inhabitants.

Capacity: 250,000 m³/d.

First Public-Private Partnership project in Egypt.

2.2. Water

MENA. Main references



Abu Rawas WWTP, Egypt

Client: CAPW (Ministry of Housing).

Project type: Design and construction (ongoing), and Operation & Maintenance.

Population: 5,500,000 inhabitants.

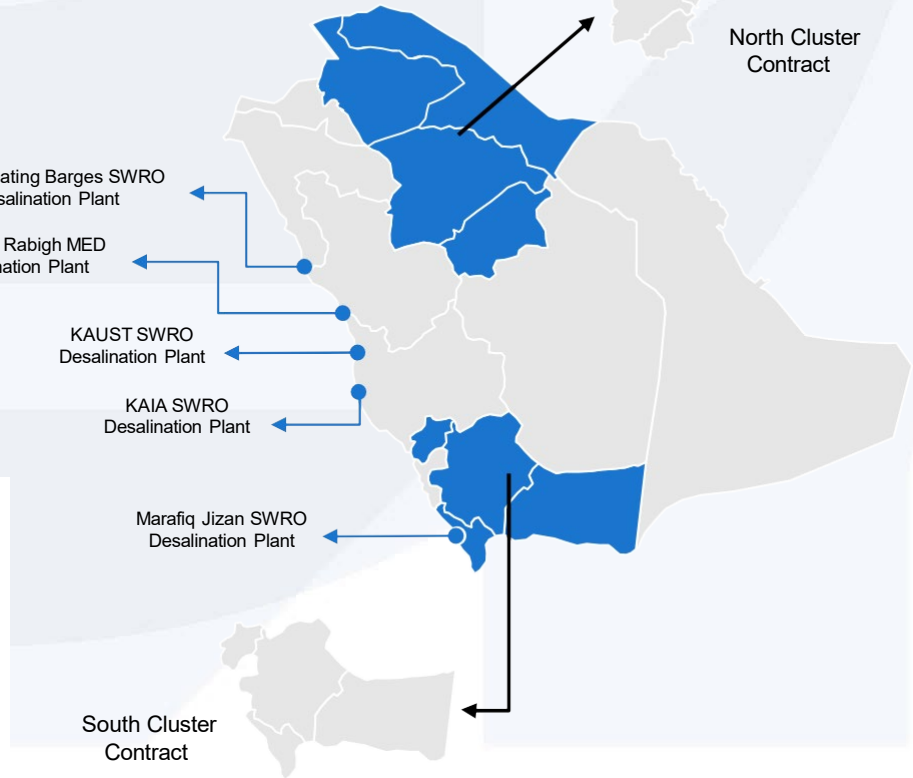
Capacity: 1,600,000 m³/d.

Largest EPC (Engineering, Procurement and Construction) of a biological plant in Africa.



2.2. Water

MENA. Main references



End-to-end Water Management and O&M in Saudi Arabia

Management since 2020.

Type of project: Management, Operation and Maintenance of the end-to-end water cycle in 8 provinces of the North and South Arabian Clusters: Assir, Jizan, Al Baha, Najran, Qassim, Hail, Al Jouf and Northern Borders.

Population: more than 8,000,000 inhabitants.

2.2. Water

MENA. Main references



Supply Network in Riyadh, Saudi Arabia

Management since 2011.

Client: National Water Company (Government of Saudi Arabia).

Type of project: O&M – Operation & Maintenance (5 years).

Population: more than 3,000,000 inhabitants.

Reduction of NRW and optimisation of part of the supply networks.

2.2. Water

MENA. Main references



Hydraulic Installations at Sohar Port, Oman

Client: MAJIS INDUSTRIALSERVICES (Government of Oman).
Type of project: O&M – Operation & Maintenance (20 years).
This contract includes numerous infrastructures for water caption and pumping, desalination, supply, treatment and sewerage.



2.2. Water

MENA. Main references



End-to-end Water Management in Al Ain, UAE

Management since 2012.

Type of project: Water treatment and sewerage system.

The initial contract established a period of seven years, until 2019, for a value of 76.3 million euros. Extension of 7 years.



2.2. Water

MENA. Main references



End-to-end Water Management in Abu Dhabi and some islands, UAE

Management from 2019.

Project type: End-to-end Water Management (7 years) of Abu Dhabi and the adjacent islands of Al Reem, Al Maryah and Al Saadiyat.

Capacity: up to 280,000 m³/day (over 100 billion litres per year).

The project manages 1,320 km of networks and 54 wastewater pumping stations.

2.2. Water

MENA. Main references



Al-Dhakhira WWTP in Qatar

Management since 2022.

Client: Public Works Authority (Government of Qatar).

Type of project: Design, Construction, Operation & Maintenance.

Population: more than 200,000 inhabitants.

Capacity: 56,200 m³/day.



2.2. Water

MENA. Main references



End-to-end Water Management in Georgia

Management since 2022.

Population: 1,400,000 inhabitants.

The project includes infrastructure in Tbilisi, Miskheta and Rustavi, including: the Zhinvali dam and reservoir, with a capacity of 520 hm³, 7 drinking water treatment plants, 1 wastewater treatment plant, 58 pumping stations, 118 reservoirs and 4,300 km of distribution networks and 1,700 km of sewerage networks.



2.2. Water

Europe. Main references



End-to-end Water Management in Ostrava, Czech Republic

Population: 1,200,000 inhabitants.

Capacity: 279,682 m³/day.

Main operator in the Moravia and Silesia regions, managing the sewerage network in 76 municipalities with a total of 1,844 km, a supply network of 5,061 km, 3 large water treatment plants, 68 wastewater treatment plants and 157 pumping stations.

The project is one of the few existing cases of cross-border water supply, serving 100,000 inhabitants in Poland.



2.2. Water

Europe. Main references



End-to-end Water Management in Île de France and Brittany, France

Management from 2019.

Population: 400,000 inhabitants in 9 communes in the Ile de France and Brittany regions.

2.2. Water

Europe. Main references



End-to-end Water Management in Caltanissetta, Italy

Management since 2006.

Population: 273,000 inhabitants.

Management of the end-to-end water cycle in 22 municipalities in the province of Caltanissetta in Sicily.

The project has a water network of 993 km, a pipe network of 180 km, a sewerage network of 778 km, 21 water treatment plants, 1 drinking water treatment plant, 21 wells and 42 tanks.



2.2. Water

Europe. Main references



End-to-end Water Management in Elvas, Portugal

Management since 2009.

Population: 74,000 inhabitants.

Management of more than 12,500 wastewater supply and treatment contracts in the municipalities of Elvas, Vila Boim, Terragem, Vila Fernando, Barbacena, São Vicente and Santa Eulalia.

2.2. Water

Main R+D+i Projects



Aqualia assumes its responsibility to society and the environment by developing an R+D+i strategy that cares for such a necessary good for life as water.

Some of our main R+D+i projects include:



H2020 Rewaise

Creation of a smart ecosystem for decentralised water services, involving all relevant stakeholders to achieve a sustainable hydrological cycle, a decrease in freshwater use and the recovery of energy, nutrients and materials from water.



Life INText

Technological optimisation of low-cost wastewater treatment processes in small towns (<5 000 inhabitants) to minimise energy costs, carbon footprint and urban waste.



H2020 Sabana

Development of an industrial-scale biorefinery based on the use of microalgae for the production of biostimulants, biopesticides and food additives, as well as biofertilizers and biomass for aquaculture, using seawater and nutrients from wastewater.



Life Reseau

Increasing the capacity and resilience of existing sanitation water infrastructure to the impact of climate change.



H2020MIDES

Obtaining drinking water through advanced desalination processes at no energy cost.



ADVISOR

System for the complete recovery of animal by-products and sewage sludge to obtain vehicle biofuel and bioplastics.



ALL-GAS

Large-scale sustainable biofuel production based on low-cost microalgae cultivation.

2.2. Water

Citizen information

aqualia.com/informacion-al-ciudadano

All information on water services, clear and transparent



Customer Service Channels



What do you pay on your invoice?



Social action mechanisms



Water Quality




End-to-end cycle management



2.3.Construction



Activities



Civil Works

- Railway infrastructures
- Roads
- Bridges
- Tunnels
- Maritime infrastructure
- Airport infrastructure
- Water Infrastructure



Building

- Housing units and estates
- Non-residential buildings
- Rehabilitation



Industrial

- Electromechanical installations and maintenance
- Electrical networks and railway works
- Industrial Construction
- Systems
- Infrastructure maintenance
- Prefabrication
- Corporate image

2.3. Construction



Over
120 years
of experience



We are
global and local



Riyadh Metro,
the **largest contract**
awarded in the history
of Spanish construction
(Riyadh Metro, Toronto Railway Network)



Leader
in urban transport
infrastructure



Operating in
over
24 countries



One of the
top 30
construction companies
in the world



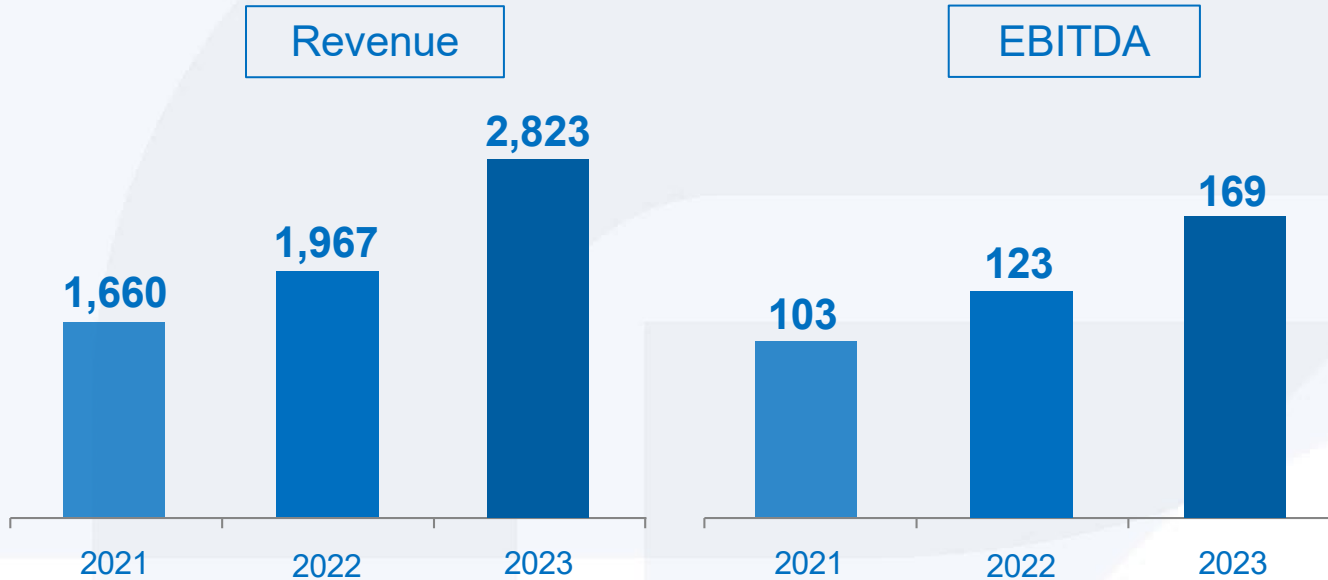
**International
benchmark**
in the selective execution of
large civil works (tunnels,
railway, metro)



More than 250 million
people use our
infrastructures

2.3. Construction

Key Figures 2023



7,268
employees



Backlog (Dec. 31, 2023)
€ 6,426 M

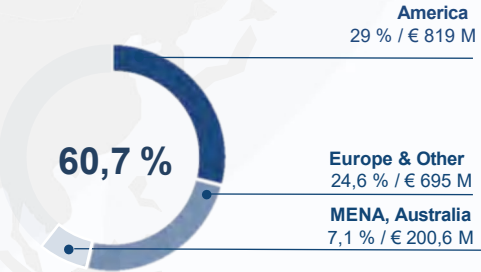
Figures in million euros

2.3. Construction International Presence



International Revenue 2023

Total : € 1,715 M



International Backlog*
(Dec. 31, 2023) € 4,040 M (2,7 years)

* 62,8 % of Total

2.3. Construction

Main References (projects in progress)



Section 2 Maya Train/ Mexico

2.3. Construction


Main References (projects in progress)



Line 2 and 4 Lima Metro/ Peru

2.3. Construction

Main References (projects in progress)



Fuel storage tanks A. International Lima/ Peru

2.3. Construction

Main References (projects in progress)



Industrial bridge/ Chile

2.3. Construction

Main References (projects in progress)



El Salitre WWTP / Colombia

2.3. Construction

Main References (projects in progress)



Guillermo Gaviria Echeverri Tunnel / Colombia

2.3. Construction

Main References (projects in progress)



Scarborough Subway Extension/ Canada

2.3. Construction

Main References (projects in progress)



RER-3, Toronto Railway Network / Canada

2.3. Construction

Main References (projects in progress)



Ontario Metro and Pape Tunnel/ Canada

2.3. Construction

Main References (projects in progress)



Replacement of 9 Bridges in Pennsylvania / United States

2.3. Construction

Main References (projects in progress)



Romanian Railway Sections

2.3. Construction

Main References (projects in progress)



A9 Badhoevedorp_Holendrecht Motorway / Netherlands

2.3. Construction

Main References (projects in progress)



A-465 Sections 5-6 / Wales (United Kingdom)

2.3. Construction

Main References (projects in progress)



Pallas Cancer Treatment Centre / Netherlands

2.3. Construction

Main References (projects in progress)



Sotra Project / Norway

2.3. Construction

Main References (projects in progress)



Oporto Metro/ Portugal

2.3. Construction

Main References (projects in progress)



Linha Melecas-Vedrãs/ Portugal

2.3. Construction

Main References (projects in progress)



Neom/ Saudi Arabia

2.3. Construction

Main References (projects in progress)



Tenerife Island Road / Spain

2.3. Construction

Main References (projects in progress)



Platform of the Murcia-Almería High Speed Mediterranean Corridor. Section Nijar-Andarax/ Spain

2.3. Construction


Main References (projects in progress)



Access to La Sagrera High Speed Station/ Spain

2.3. Construction

Main References (finished projects)



Santiago Bernabéu stadium refurbishment / Spain

2.3. Construction

Main References (finished projects)



Riyadh Metro/ Saudi Arabia

2.3. Construction

Main References (finished projects)



Red Line Metro Doha / Qatar

2.3. Construction

Main References (finished projects)



Glina WTP / Romania

2.3. Construction


Main References (finished projects)



Haren Prison / Belgium

2.3. Construction

Main References (finished projects)



Line 5 Metro Bucharest / Romania

2.3. Construction

Main References (finished projects)



New Bacau airport runway/ Romania

2.3. Construction

Main References (finished projects)



New airport runway Dublin/ Ireland

2.3. Construction

Main References (finished projects)



Grangegorman University / Dublin-Ireland

2.3. Construction

Main References (finished projects)



Ramal Line 2 Metro Panama / Panama

2.3. Construction

Main References (finished projects)



Gerald Desmond bridge/ United States

2.3. Construction

Main References (finished projects)



El Alamein desalination plant / Egypt

2.3. Construction

Main References (finished projects)



Abbu Rawash wastewater treatment plant/ Egypt

2.3. Construction

Main References (finished projects)



University Hospital Salamanca/ Spain

2.3. Construction

Main References (finished projects)



Pizarro photovoltaic plant/ Spain

2.3. Construction

Main References (finished projects)



Yesa dam/ Spain

2.3. Construction

Main References (finished projects)



Data processing centers/ Spain

2.3. Construction

Main References (finished projects)



Industrial facilities Dublin Airport / Ireland

2.4. Concessions

Activities



- Road infrastructure
- Urban transport
- Social infrastructures*
- Other infrastructures

* Social infrastructure includes sanitation facilities and public buildings.

2.4. Concessions



Present in
5 countries



Leaders
in urban transport
concessions



More than 100 million
people make use of our
concessions



Specialised
in sustainable mobility
infrastructures



We are part of the **FCC Group**,
a leading international
infrastructure group



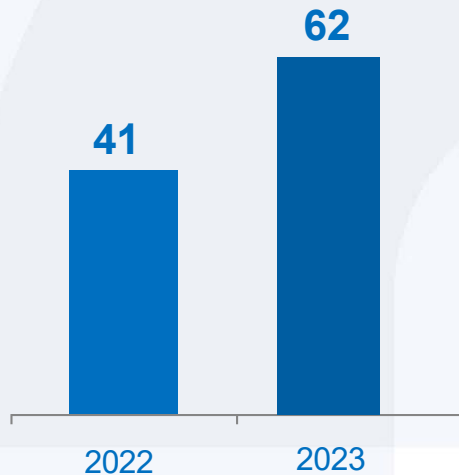
Present in **social**
infrastructures

2.4. Concessions

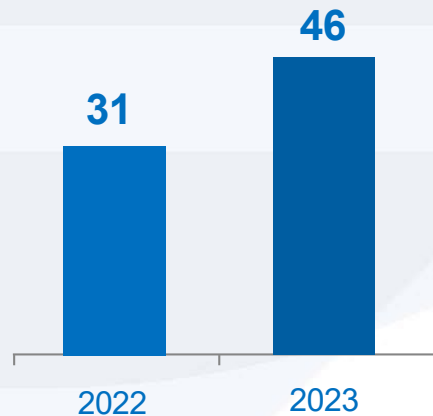
Key figures 2022-2023



Revenue



EBITDA



171
employees



Concessions portfolio

- 14 concession companies
- 3 operators

2.4. Concessions

International Presence



Spain:

- 3 highways - Auconsa, Ibisán, Itinerario 8 Aragón.
- 5 trams - Murcia, Parla, Zaragoza, Trambaix, Trambesós.
- 1 metro - UTE MEL.
- 1 social infrastructure - World Trade Center, Barcelona.
- 1 sport port - Port Torredembarra, Tarragona.

U.K.:

- 1 highway – A-465.

Belgium:

- 1 social infrastructure - Haren prison.

Mexico:

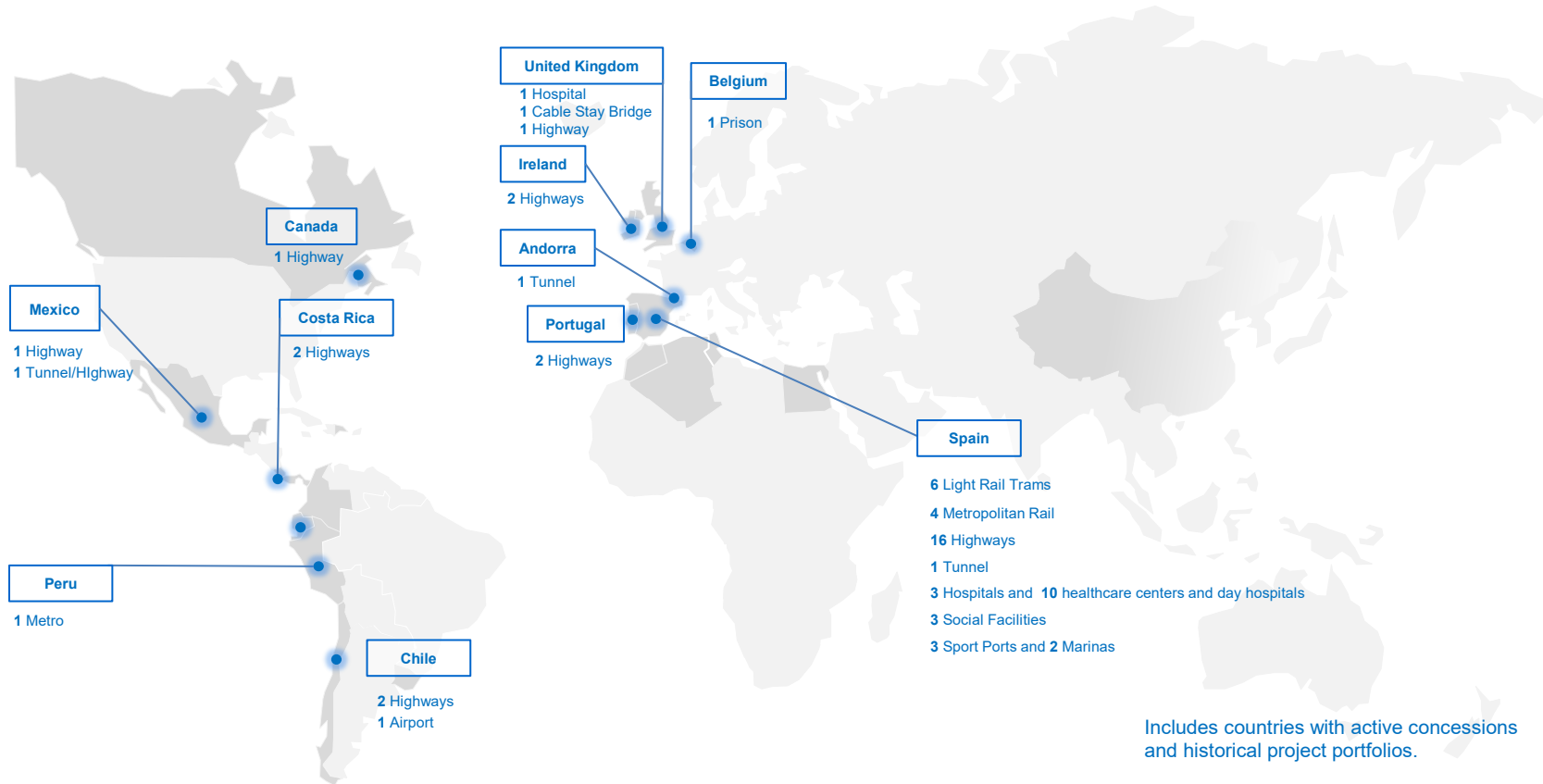
- 1 highway tunnel- Coatzacoalcos.

Peru:

- 1 metro - Lima.

2.4 Concessions

Global Infrastructure PPP Projects



Includes countries with active concessions and historical project portfolios.

2.4. Concessions

Main references



A465 (U.K.)

2.4. Concessions

Main references



Auconsa (Spain)

2.4. Concessions

Main references



Ibisán (Spain)

2.4. Concessions

Main references



Itinerary 8 Aragon (Spain)

2.4. Concessions

Main references



Line 2 and 4 Lima Metro (Peru)

2.4. Concessions

Main references



Murcia Tram (Spain)

2.4. Concessions

Main references



Parla Tram (Spain)

2.4. Concessions

Main references



Trambaix (Spain)

2.4. Concessions

Main references



Trambessos (Spain)

2.4. Concessions

Main references



Zaragoza Tram (Spain)

2.4. Concessions

Main references



Haren prison (Belgium)

2.4. Concessions

Main references



World Trade Center (Spain)

2.4. Concessions

Main references



Marina Port Torredembarra (Spain)

FCC Group Webs



Grupo FCC



fcc.es

Construction



fccco.com



fccindustrial.com

Water



aqualia.com

Environment



fccma.com



fcccambio.es



fccenvironmental.com



fccenvironment.co.uk



fcc-group.eu

Disclaimer



- *This document may contain forward-looking statements about intentions, expectations or predictions of the FCC Group on the date of issue, relating to various aspects such as the growth of the different lines of business, results of the FCC Group or other aspects of the business and its status.*
- *These forward-looking statements or predictions do not constitute —by their very nature— guarantees of future compliance, as they are dependent on risks, uncertainties, and other significant factors that could cause the actual developments and results to differ materially from those expressed in the said intentions, expectations or predictions.*
- *This document does not constitute an offering or an invitation to acquire or subscribe shares in accordance with Law 6/2023, of 17 March, on the Securities Market and Investment Services, Royal Decree-Act 5/2005, of 11 March, and/or Royal Decree 814/2023, of 8 November, and their implementing regulations. In addition, this document is neither an offer to buy nor a solicitation to purchase, sell or exchange shares, nor is it a request for any kind of vote or approval in any other jurisdiction.*
- *This statement should be taken into account by all persons or institutions who may have to take decisions or prepare or disseminate opinions relating to securities issued by the FCC Group. Such persons are invited to consult the documentation and public information communicated or registered by the FCC Group with the Spanish National Securities Market Commission.*
- *This document contains financial information that has been audited and prepared in accordance with International Financial Reporting Standards (IFRS).*